



Inside Ed's Head

Written by Ed Hass

Edited by Sal Mannuzza

October 2015

For Vinnie

In July 2009, the membership of IBM Ring 244 authorized me to submit a Hocus Pocus Parade to *The Linking Ring*. We had several well established professional magicians in the ring, and many gifted amateurs who had been performing semi-professionally for years. I figured it wouldn't be too hard to get enough material to make up a Parade.

I figured wrong.

I found I had to assume the role of Ring 244 wheedler-in-chief. It took until August 2012 before I had enough material to submit to the IBM.

One of the guys who gave me material early was Vinnie Mocchia. When I saw what this trick involved making an Origami fox, I was taken aback. I had played with Origami a few times in my life—usually unsuccessfully.

I wanted to try this before I would accept it for publication. I took a piece of paper that Vinnie had supplied with his instructions, and started following his directions. Every illustration was easy to understand, and each step led to the next. By the last page, I was holding a perfect Origami fox in my hand. It was magic!

Unfortunately, before I had enough material to send to the IBM, Vinnie passed away. He never got to see his work in *The Linking Ring*.

We put a brief memorial to Vinnie in the text of the final article, but it was published in October of 2012, the month that Hurricane Sandy distracted many of us from magic. So once again, I'm making this available. I hope you try it; you'll have a lot of fun.

ORIGAMI CARD LOCATION, WITH FREDDY FOX HEAD, by Vincent Moccia

Effect:

Magician shows a small envelope in which, he explains, holds a prediction of a chosen card. Upon having a spectator select a card, the magician picks up the envelope and says, "Wouldn't it be amazing if my prediction matched your selected card?" But when he opens the envelope the prediction is wrong.

The magician apologizes for the mistake and tells the spectators that he has a friend that is a psychic, and will be able to tell us what the card is. The name of the friend is Freddie Fox Head.

The magician takes out a blank piece of paper and starts constructing the head of a fox with an animated mouth. When the fox opens his mouth, you can see he has a miniature version of the selected card inside.

Supplies Needed:

Deck of cards; small envelope with an indifferent card inside; sheets of opaque 8½ x 11 inch paper with a miniature image of your force card in its center. The simplest way to make this is to glue a miniature card in the exact center of a sheet of paper and photocopy them onto opaque paper. (Note: The paper should be in landscape mode, with the card centered in PORTRAIT mode, as in the illustration below.

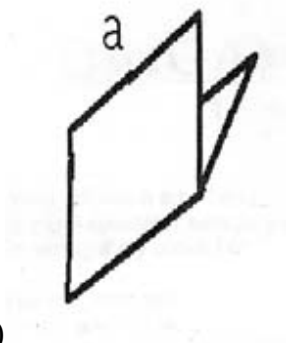


You can also make this by scanning a regular playing card with your computer, resizing it to 2½ inches high, and printing it in the center of the page.

Method:

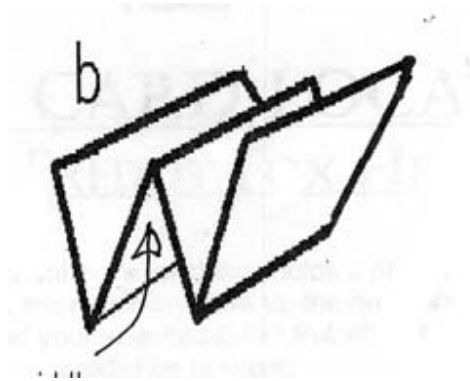
First, force a card.

Bring out the sheet of paper face down so no one can see the card. Fold the sheet in half, with the card on the inside, making sure the edges meet and your hand is always covering the card. Make good creases in the paper.

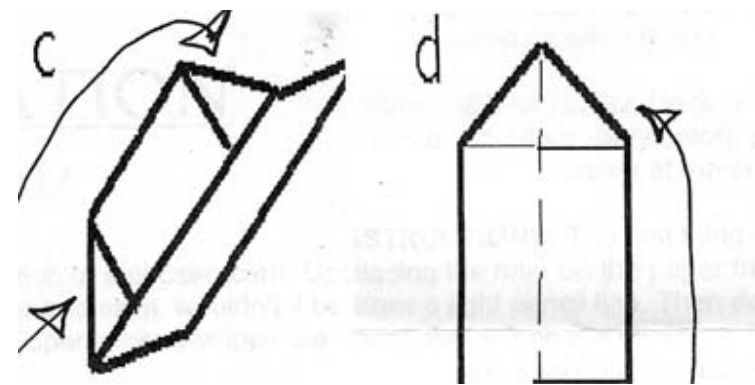


(Drawing A)

Take the ends of the paper and bring them back to the crease in the middle of the paper. Place on table so that it looks like the letter W. (Drawing B)

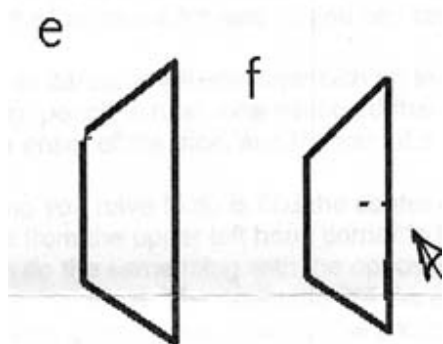


Grab left and middle pieces together and fold in the corners to center line, forming triangles. Do the same with single sheet on your right. (Drawing C and D)

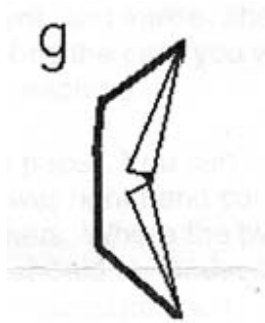


Now fold the right half over the left on the center line with the triangles on the inside. (Drawing E)

Find the center between the two points you have just made, and make a 1/2 inch to 1 inch tear. (Drawing F)



Fold back all 4 pieces from the bottom of the tear to the points on both sides. (Drawing G).



All that is left to do is to push on the inside while shaping the outside of the fox head. The mouth will become animated as you squeeze and release the top and bottom of the head. The selected card will be seen in the back of the mouth. You might want to draw some eyes on your fox head.

Inside Ed's Head, October 2015
Copyright 2015 by Edward Hass.
Feel free to link to this article at:
www.edhassmagic.com/eds-head.